



















ecoPayz Supported Currencies Matrix

Last Updated 09/03/2015





















	Country	Currency	Market Potential (people)
	Argentina	ARS Argentine Peso	43.1 Million
	Australia	AUD Australian Dollar	23.7 Million
	Bosnia and Herzegovina	BAM Bosnian Mark	3.9 Million
	Brazil	BRL Brazilian Real	203.6 Million
	Bulgaria	BGN Bulgarian Lev	7.4 Million
	Canada	CAD Canadian Dollar	35.7 Million
	Chile	CLP Chilean Peso	17.8 Million
	China	CNY Chinese Yuan Renminbi	1,357.4 Million
	Colombia	COP Colombian Peso	47.8 Million
	Costa Rica	CRC Costa Rican Colon	4.8 Million
	Czech Republic	CZK Czech Koruna	10.5 Million
	Denmark	DKK Danish Krone	5.7 Million
	European Union	EUR Euro	334.6 Million
	Georgia	GEL Georgian Lari	4.5 Million
	Hong Kong	HKD Hong Kong Dollar	7.2 Million
	Hungary	HUF Hungarian Forint	9.9 Million
	Iceland	ISK Iceland Krona	0.3 Million
	India	INR Indian Rupee	1,264.6 Million

ecoPayz Supported Currencies Matrix

Last Updated 09/03/2015












	Country	Currency		Market Potential (people)
	Israel	ILS	Israeli New Shekel	8.2 Million
	Japan	JPY	Japanese Yen	127.0 Million
	Macau	MOP	Macau Pataca	0.6 Million
	Malaysia	MYR	Malaysian Ringgit	30.4 Million
	Mexico	MXN	Mexican Peso	121.0 Million
	Moldova, Republic of	MDL	Moldovan Leu	3.6 Million
	New Zealand	NZD	New Zealand Dollar	4.6 Million
	Nicaragua	NIO	Nicaraguan Cordoba Oro	6.1 Million
	Norway	NOK	Norwegian Kroner	5.2 Million
	Panama	PAB	Panamanian Balboa	3.7 Million
	Peru	PEN	Peruvian Nuevo Sol	31.2 Million
	Poland	PLN	Polish Zloty	38.5 Million
	Romania	RON	Romanian New Lei	19.9 Million
	Russian Federation	RUB	Russian Rouble	146.3 Million
	Serbia	RSD	Serbian Dinar	7.1 Million
	Singapore	SGD	Singapore Dollar	5.5 Million
	South Africa	ZAR	South African Rand	54.0 Million
	Sweden	SEK	Swedish Krona	9.7 Million

ecoPayz Supported Currencies Matrix

Last Updated 09/03/2015



	Country	Currency		Market Potential (people)
	Switzerland	CHF	Swiss Franc	8.2 Million
	Thailand	THB	Thai Baht	64.9 Million
	Turkey	TRY	Turkish Lira	76.7 Million
	Ukraine	UAH	Ukraine Hryvnia	43.0 Million
	United Kingdom	GBP	British Pound	64.1 Million
	United States of America	USD	US Dollar	319.3 Million
	Uruguay	UYU	Uruguayan Peso	3.4 Million
	Uzbekistan	UZS	Uzbekistan Som	30.5 Million
	Venezuela	VEF	Venezuelan Bolivar Fuerte	30.6 Million